

NAME: _____

SCORE: _____

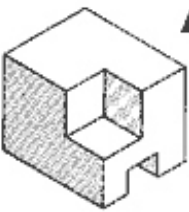
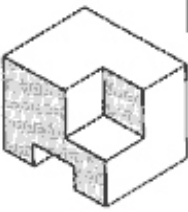
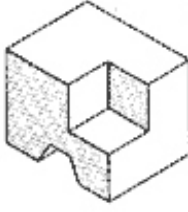
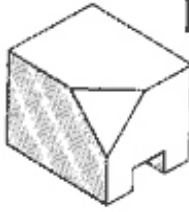
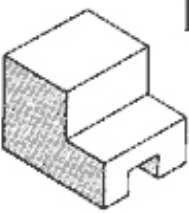
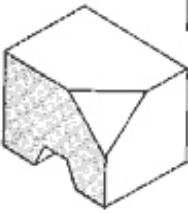
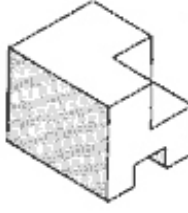

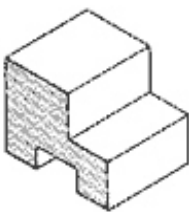
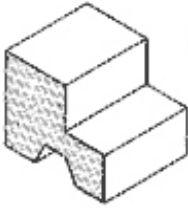
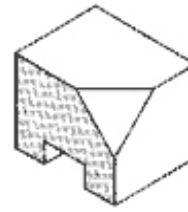
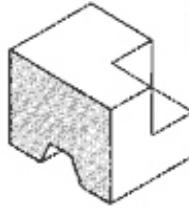
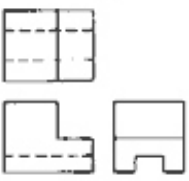

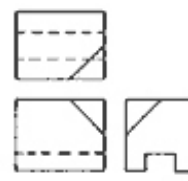

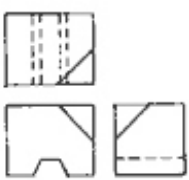


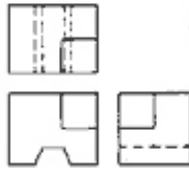
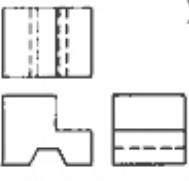

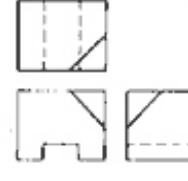

MATCHING #2

SHAPES

DIRECTIONS: Match the Isometric sketch with the correct Orthographic Projection Drawing by writing the letter next to the drawing number. Fill in the Answer chart to the right.

This extra credit activity is worth 20 points.

DRAWINGS

 A	 B	 C	 D
 E	 F	 G	 H
 I	 J	 K	 L
 1	 2	 3	 4
 5	 6	 7	 8
 9	 10	 11	 12

ANSWERS

- 1 _____.
- 2 _____.
- 3 _____.
- 4 _____.
- 5 _____.
- 6 _____.
- 7 _____.
- 8 _____.
- 9 _____.
- 10 _____.
- 11 _____.
- 12 _____.

HINT

Sketch the views on the back of this page to see how each will look, then compare them to the choices.